

Halspan R90 Seals for Steel Frames

Fire, Smoke & Acoustic Seal Kits

The R90 seals have been fully tested to BS476: Part 22:1987 for performance to 90 minutes fire resistance in the specific application of Halspan Fire Doors in Steel frames.



For FD90 Fire Rated Doors

Tested in Accordance with:

BS 476: Part 22: 1987

*See notes section overleaf on smoke control and further considerations for other relevant test standards






Product Codes & Specification

Single SLS-KIT-104

Element	Designation	Size	Length	Quantity	
	Black Intumescent Only C/W S/A Strip	Door Frame Jambs	60mm x 1mm	2200mm	2
	Black Intumescent Only C/W S/A strip	Door Frame Jambs	60mm x 1mm	1050mm	1
	Black Intumescent Only C/W S/A strip	Door Frame Jambs	50mm x 2mm	1050mm	1

Double SLS-KIT-105

Element	Designation	Size	Length	Quantity	
	Black Intumescent Only C/W S/A Strip	Door Frame Jambs	60mm x 1mm	2200mm	2
	Black Intumescent Only C/W S/A strip	Door Frame Head	60mm x 1mm	2200mm	1
	Brown PVC C/W S/A Strip	Door Meeting Edge	25mm x 6mm	2200mm	1
	Brown PVC C/W S/A Strip (Blade)	Door Meeting Edge	15mm x 6mm	2200mm	1
	Black Intumescent Only C/W S/A Strip	Door Leaf Head	50mm x 2mm	1050mm	2
	Black Intumescent Only C/W S/A Strip	Door Leaf Bottom	50mm x 2mm	1050mm	2

(Refer to manual for application)

The standard length is 2200mm/1050mm although special lengths can be produced to order. All seals have a self-adhesive backing strip for ease of installation and are supplied pre-packed with sufficient seals to install 1 Halspan FD90 doorset.

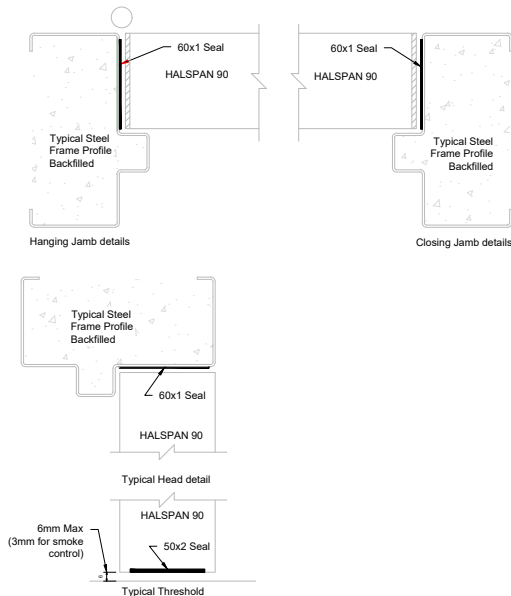
Halspan R90 Seals for Steel Frames

Fire, Smoke & Acoustic Seal Kits

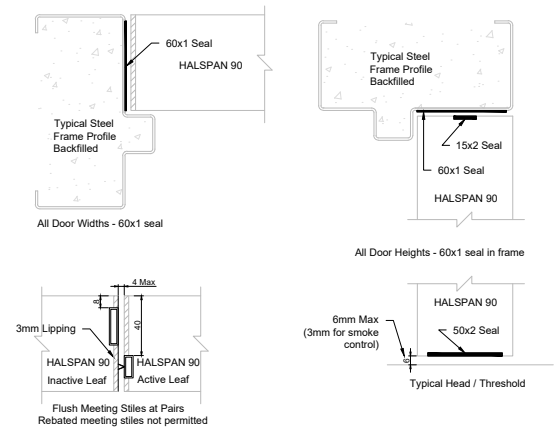


Design Guide

SINGLE ACTION SINGLE DOORS



SINGLE ACTION DOUBLE DOORS



General Notes

A Note on Smoke Control

(Extract Exova Global Assessment- ref. FEA/F96103)

If the doorset design is required to provide a smoke control, it must have a leakage rate not exceeding 3m³/m/hour (head and jambs only) when tested at 25Pa under BS 476 Fire tests on building materials and structures, Section 31.1 - Methods for measuring smoke penetration through doorsets and shutter assemblies, Method of measurement under ambient temperature conditions, or meet the additional classification requirement of Sa when tested to BS EN 1634-3: 2004 - Fire resistance tests for door and shutter assemblies, Part 3 – Smoke control doors.

Smoke seals or combined intumescent/smoke seals that are fitted to the door to achieve the performance requirements specified above, must have been tested in accordance with the associated test method.

Further Considerations

Note that there is other guidance available, including BS 9999-2017 - Code of practice for fire safety in the design, management and use of buildings, which may impose different or additional requirements, such as consideration of the gap between door leaf and threshold.

Responsibility for the appropriate smoke sealing specification and performance of the doors should be agreed between the relevant parties (i.e. specifier, manufacturer, contractor) prior to commencing manufacture and/or installation.

Additional guidance on smoke sealing is given in BS 8214: 2008, "Code of practice for fire door assemblies" and BS 9999: 2017 "Code of practice for fire safety in the design, management and use of buildings" both of which advise that for effective ambient smoke sealing the threshold gap should either be controlled to a maximum of 3mm or a suitably fire performance tested threshold drop down seal fitted- Norsound Ltd: NOR810dB+

Seals should be uninterrupted around ironmongery to maintain optimum smoke integrity.